

Lying southwest of the District of Columbia, and sharing borders with West Virginia and Maryland, Northern Virginia occupies 2,826 square miles at the northern point of Virginia. With Loudoun as its northernmost point and Spotsylvania and King George to the south, it is bordered on the east by the Potomac River. Northern Virginia's densely populated six cities and eight counties are home to many businesses, federal agencies, and military training facilities, in addition to a large number of historic attractions.



Population Trends, 2000-2010

2010 Census for Northern VA	
Total Population	2,595,054
Growth Rate	24.2%
Population Density (persons/square mile)	918

Northern Virginia has less than 10% of the state's land mass, but one-third of the total state population. The region continued to experience tremendous growth in the last decade, gaining a total of more than half a million people. This growth accounts for more than half of Virginia's total population growth since 2000.

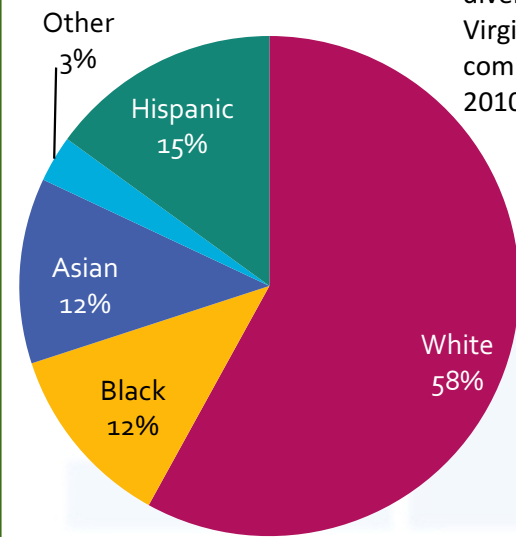
A Population Boom

Births and migration fueled population growth in Northern Virginia. **Statewide, nearly 6 in every 10 births took place in Northern Virginia.**

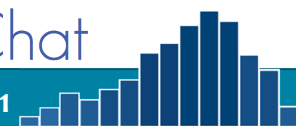
- Fifty-three percent of Northern Virginia's growth over the past decade came from more births than deaths, while 47% was from migration into the region.
- Three geographically small areas—Alexandria, Fairfax City, and Manassas—experienced net out-migration since 2000.
- Fairfax City was the slowest growing locality in the region, gaining 5% in population.
- Loudoun was the fastest growing locality in the region and in the state, nearly doubling its population (84% growth rate).

Race and Ethnicity in Northern Virginia

Northern Virginia has the greatest racial and ethnic diversity of all of Virginia's eight regions. In Northern Virginia, 15% of the population is Hispanic and 12% is Asian compared to 8% and 5%, respectively, statewide. The 2010 Census data show increasing diversity:

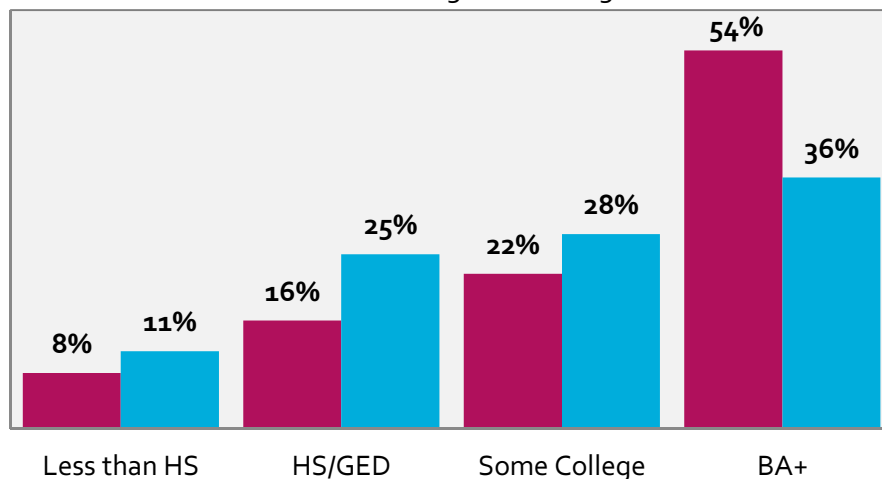


- Between 2000 and 2010, the Hispanic population grew by 80%. In many localities, such as Loudoun and Spotsylvania, the Hispanic population more than doubled.
- Northern Virginia's Asian population increased by almost 75% over the last decade.
- Fairfax County gained more than 60,000 Hispanics and more than 60,000 Asians since 2000, the largest numerical increase of both in any locality in the state.



Educational Attainment, Adults 25-64

■ Northern Virginia ■ Virginia



Educational attainment among Northern Virginia's working age population (adults ages 25-64) is very different from the other seven regions. Compared to Virginia as a whole, Northern Virginia has

- A lower percentage of adults without a high school diploma.
- A higher percentage of adults with a bachelor's degree or higher.

Labor Force Participation

Labor force statistics in Northern Virginia further show

- Eighty-three percent of workers are employed in high-paying management, business, financial, and professional occupations.
- **Unemployment was 4.9% in 2009**, a rate much lower than Virginia's unemployment rate (7.5%) and the national average (9.7%).
 - **Arlington** had the lowest unemployment rate (4.2%) while **Fredericksburg** had the highest (9.1%).

Income and Poverty

- Nearly half of Northern Virginia's households earn more than \$100,000 per year.
- Five percent of households fall below the poverty line in Northern Virginia, compared to 10% of the state as a whole.
- Fewer than 3% of households receive food stamps.

In contrast, **24% of Northern Virginia households do not have adequate income** to meet their regular expenditures, such as housing, food, and transportation, without help from government programs, family and friends, or local organizations. This is due to high costs of living in Northern Virginia, particularly for housing.

Sources: Data on population trends and race/ethnicity are from the 2000 and 2010 Census. Data on 2009 unemployment rate are from Bureau of Labor Statistics Local Area Unemployment statistics. Data on income adequacy are from a Cooper Center study. All other data are from the 2007-2009 American Community Survey from the U.S. Census Bureau.

For more information, please contact
 Rebecca Tippett
rebecca.tippett@virginia.edu or (434) 982-5861